Preliminary Data Review of GFH375 in Combination with Cetuximab in Solid Tumors

Oct. 2026

Copyright, disclaimer and forward-looking statements



Robust Druggablity Supported by Consistent Efficacy and Safety Profile

		NSCLC	CRC		PDAC		Other tumor type
		mono (pretreated pts	mono (pretreated pts	combo with cetux (pretreated pts	mono (pretreated pts	combo with cetux (1L setting)	CCA mono (pretreated pts
Efficacy							
	ORR	59.2% (cORR 52.1%)	11%	44%	40.7%	71%	44.4%
	DCR	93.0%	71%	89%	96.7%	100%	94.4%
	Data cutoff						
Safety							
	TRAEs ≥G3						
	Discontinuation						
	Interruption						
	SAEs					41scn0.00565.33351	



GFH375 in combination with Cetuximab Demographics and Baseline Characteristics

CRC

-

-

PDAC

-

-

	CRC (N=54)	PDAC (N=24)
Median age, years (range)	58 (33, 82)	68 (47, 78)
Male, n(%)	25 (46)	14 (58)
ECOG PS, n(%)		
Metastasis at baseline, n(%)	54 (100)	23 (96)
Number of prior anti-cancer therapies in metastatic setting, n(%)		
Median (range)	2.5 (1, 6+)	0
≥ 3		

Efficacy in Prfia mu



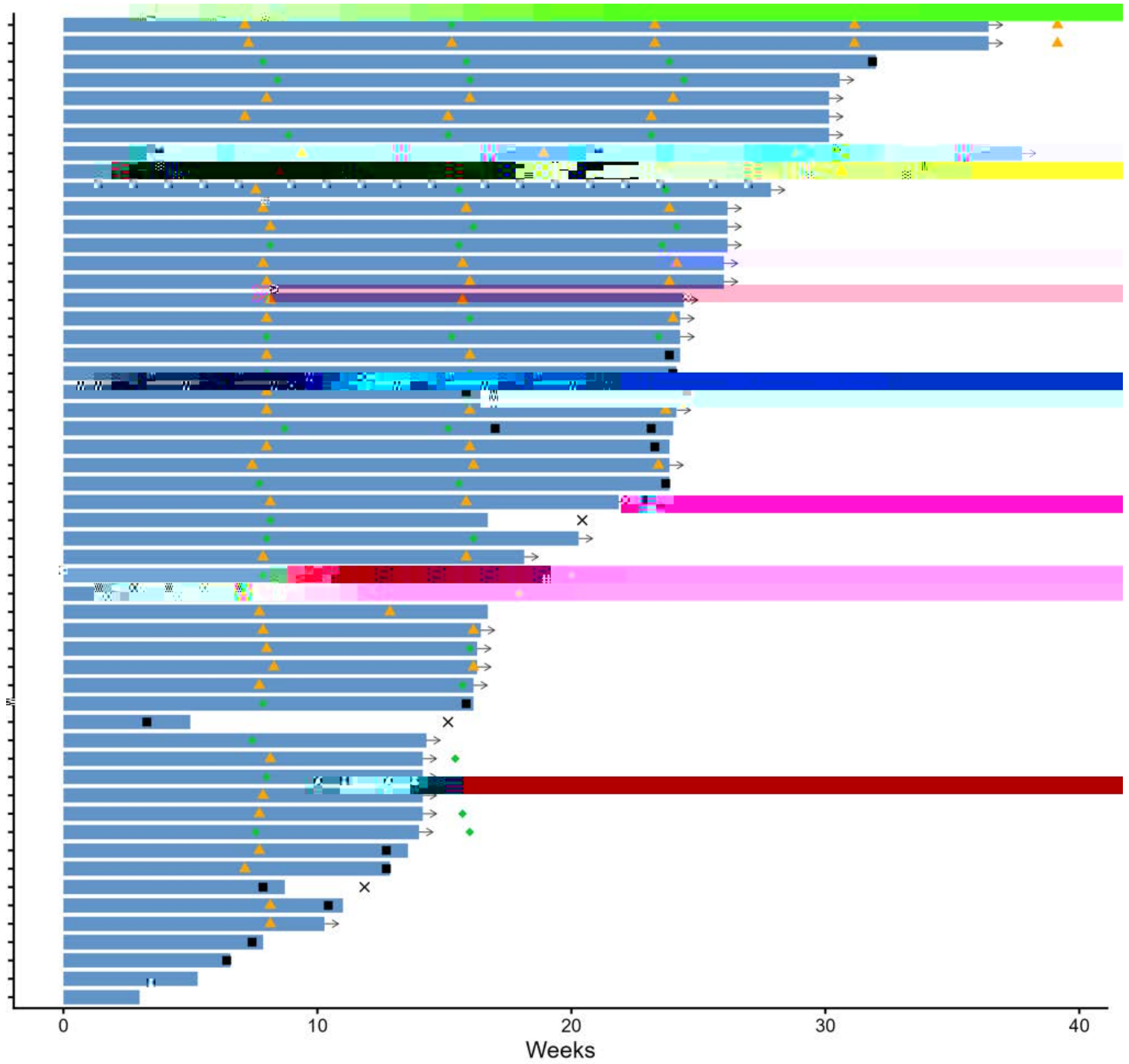

PFS in Pretreated KRAS G12D-mutant CRC

-
-
-

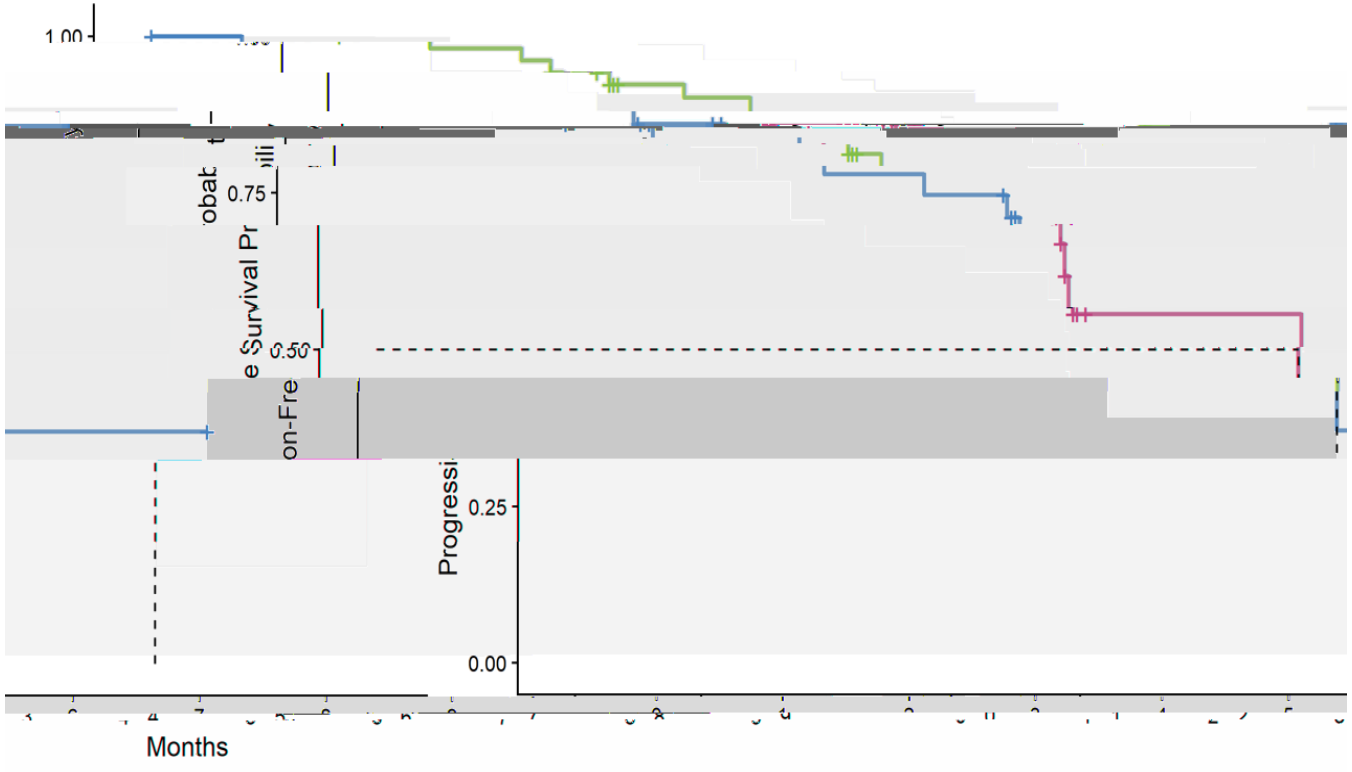

Preliminary Efficacy in 1L KRAS G12D-mutant mPDAC

-
-

GFH375 600 mg QD + cetuximab 500 mg/m² Q2W (N=24)

[redacted]

-
-



PART

Q&A



BTDs Granted in China for Three Major KRAS G12D-

ESMO LBA: Preliminary Study Data of GFH276 in RAS-mutant Solid Tumors

VS-7375 Expected to Enter 1L Phase III PDAC Combo Study by Year End

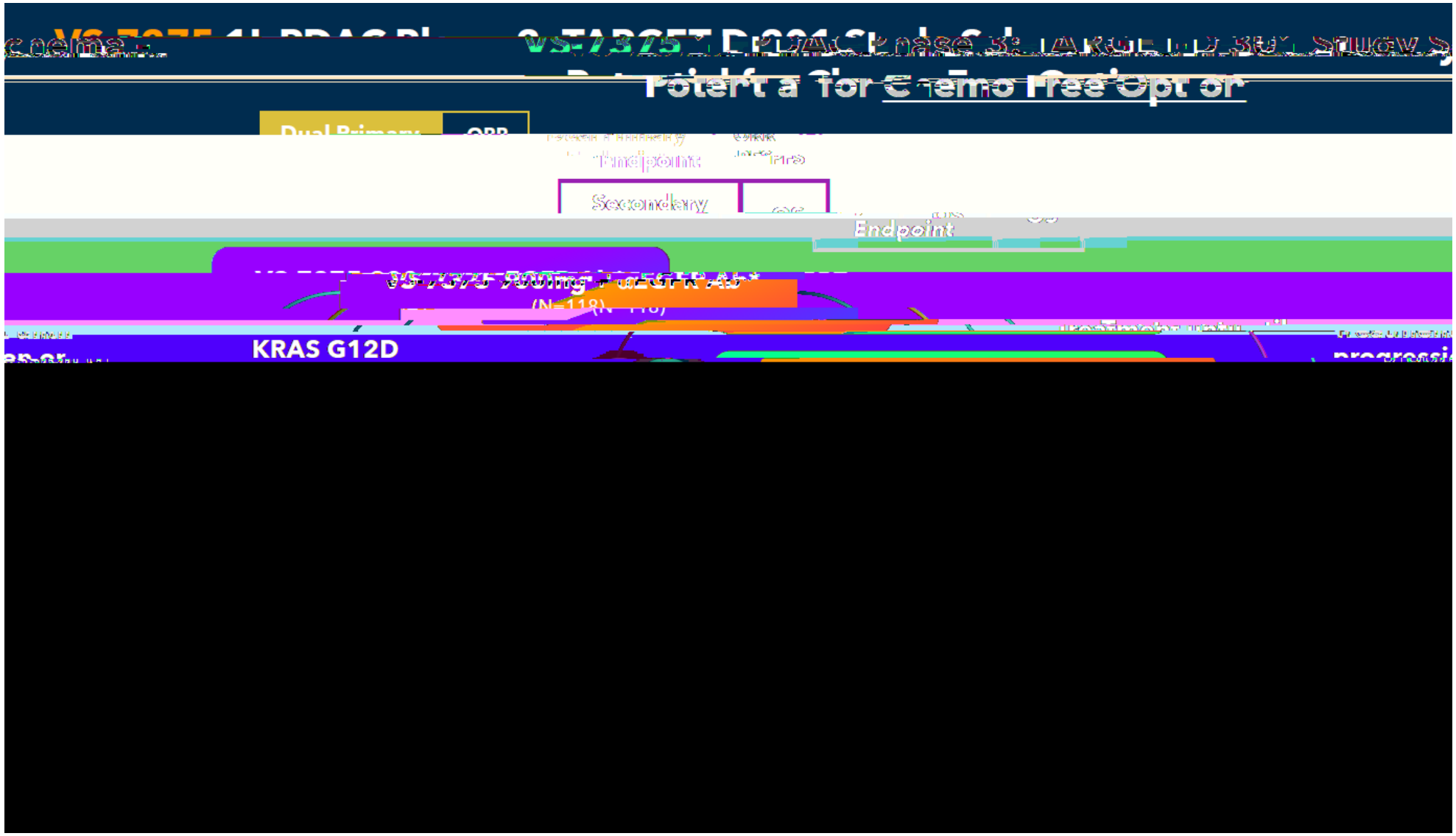

Innovation, in expedition